



Virginia Sentencing Guidelines

Preliminary:

**The First Six Months
FY2019 Report**

-June 5, 2019

FY 2019 - Cases Coded and Keyed*

	2018	2019	Total
JAN		815	815
FEB		601	601
MAR		356	356
APR		193	293
MAY		0	0
JUN		0	0
JUL	1,958		1,958
AUG	2,244		2,244
SEP	1,922		1,922
OCT	2,121		2,121
NOV	1,779		1,779
DEC	1,224		1,224
TOTAL	11, 248	1,965	13,213

*Keyed as of May 17, 2019 (Includes all forms received)

FY 2019 - Cases Coded and Keyed*

	2018	2019	Total
JAN			
FEB			
MAR			
APR			
MAY			
JUN			
JUL	1,958		
AUG	2,244		
SEP	1,922		
OCT	2,121		
NOV	1,779		
DEC	1,224		
TOTAL	11, 248		

*Keyed as of May 17, 2019 (Includes all forms received)

FY 2019 - Cases Received by County - FIPS

ACCOMACK	8	CHESTERFIELD	413	HALIFAX	70	NELSON	54	SCOTT	100
ALBEMARLE	127	CLARKE	12	HANOVER	210	NEW KENT	22	SHENANDOAH	12
ALLEGHANY	75	CRAIG	3	HENRICO	536	NORTHAMPTON	28	SMYTH	0
AMELIA	21	CULPEPER	104	HENRY	116	NORTHUMBERLAND	20	SOUTHAMPTON	66
AMHERST	82	CUMBERLAND	2	HIGHLAND	1	NOTTOWAY	24	SPOTSYLVANIA	210
APPOMATTOX	38	DICKENSON	31	ISLE OF WIGHT	44	ORANGE	28	STAFFORD	277
ARLINGTON	18	DINWIDDIE	23	JAMES CITY	48	PAGE	92	SURRY	4
AUGUSTA	209	ESSEX	25	KING & QUEEN	18	PATRICK	36	SUSSEX	27
BATH	7	FAIRFAX COUNTY	547	KING GEORGE	33	PITTSYLVANIA	87	TAZEWELL	158
BEDFORD	75	FAUQUIER	77	KING WILLIAM	17	POWHATAN	19	WARREN	32
BLAND	4	FLOYD	21	LANCASTER	3	PRINCE EDWARD	41	WASHINGTON	121
BOTETOURT	88	FLUVANNA	16	LEE	72	PRINCE GEORGE	58	WESTMORELAND	32
BRUNSWICK	9	FRANKLIN COUNTY	60	LOUDOUN	187	PRINCE WILLIAM	266	WISE	135
BUCHANAN	43	FREDERICK	146	LOUISA	35	PULASKI	122	WYTHE	81
BUCKINGHAM	24	GILES	39	LUNENBURG	35	RAPPAHANNOCK	6	YORK	84
CAMPBELL	105	GLOUCESTER	63	MADISON	8	RICHMOND COUNTY	13		
CAROLINE	17	GOOCHLAND	19	MATHEWS	1	ROANOKE COUNTY	176		
CARROLL	84	GRAYSON	56	MECKLENBURG	109	ROCKBRIDGE	84		
CHARLES CITY	12	GREENE	26	MIDDLESEX	16	ROCKINGHAM	239		
CHARLOTTE	22	GREENSVILLE	68	MONTGOMERY	128	RUSSELL	65		

N=11,248 NOTE: (FY 2019 The First Six Months)

FY 2019 - Cases Received by County - FIPS

ALEXANDRIA	39	NORFOLK	417
BRISTOL	114	PETERSBURG	37
BUENA VISTA	19	PORTSMOUTH	158
CHARLOTTESVILLE	50	RADFORD	36
CHESAPEAKE	291	RICHMOND CITY	408
COLONIAL HEIGHTS	73	ROANOKE CITY	207
DANVILLE	127	SALEM	0
FAIRFAX CITY	0	STAUNTON	112
FREDERICKSBURG	42	SUFFOLK	136
HAMPTON	168	VIRGINIA BEACH	588
HARRISONBURG	77	WAYNESBORO	96
HOPEWELL	48	WILLIAMSBURG	60
LEXINGTON	6	WINCHESTER	141
LYNCHBURG	202	MISSING	8
MARTINSVILLE	35		
NEWPORT NEWS	227		

N=11,248 NOTE: (FY 2019 The First Six Months)

Preliminary FY2019 Report: General Concurrence

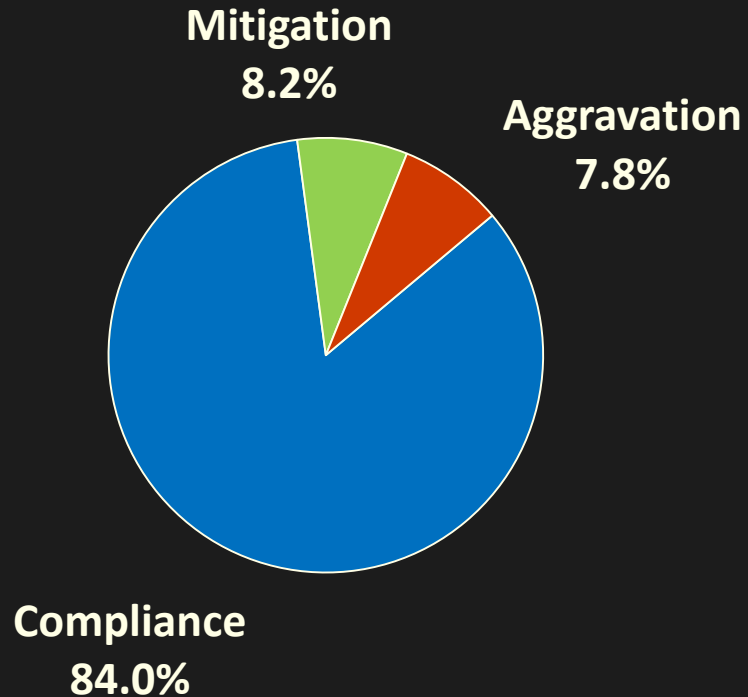


Preliminary FY2019 Report Judicial Agreement with Guideline Recommendations

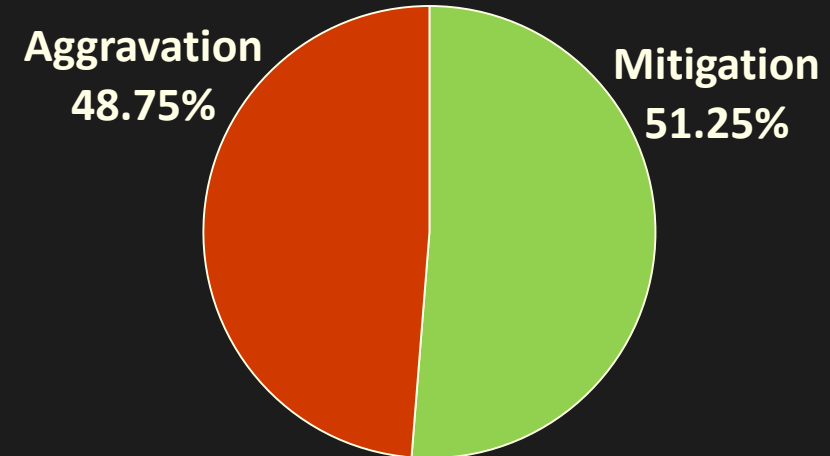
General Compliance:

The degree to which judges agree with the overall guidelines recommendation.

Overall Compliance Rate



Direction of Departures




N=10,775 (Excludes old worksheets, non-guidelines offenses and cases missing sentencing information or a guidelines recommendation)

***Preliminary
FY2019
Sorted By Circuit***

Circuit Name	Circuit	Concurrence	Mitigation	Aggravation	No. of Cases
Chesapeake	1	83.9%	5.6%	10.5%	286
Virginia Beach	2	87.0%	5.5%	7.5%	598
Portsmouth	3	81.3%	12.3%	6.5%	155
Norfolk	4	85.9%	10.2%	4.0%	403
Suffolk Area	5	81.9%	7.1%	10.9%	238
Sussex Area	6	85.0%	7.8%	7.3%	206
Newport News	7	88.6%	6.4%	5.0%	220
Hampton	8	82.8%	10.2%	7.0%	157
Williamsburg Area	9	83.8%	6.1%	10.1%	327
South Boston Area	10	78.6%	7.4%	13.9%	309
Petersburg Area	11	86.7%	10.8%	2.5%	120
Chesterfield Area	12	85.3%	5.7%	9.0%	477
Richmond City	13	67.6%	22.8%	9.6%	386
Henrico	14	81.6%	6.0%	12.4%	517
Fredericksburg Area	15	81.8%	7.1%	11.1%	840
Charlottesville Area	16	79.7%	10.5%	9.8%	399
Arlington Area	17	61.1%	27.8%	11.1%	18
Alexandria	18	68.4%	10.5%	21.1%	38
Fairfax	19	81.9%	11.2%	6.9%	525
Loudoun Area	20	88.3%	4.2%	7.5%	265
Martinsville Area	21	82.5%	11.4%	6.0%	166
Danville Area	22	81.4%	9.9%	8.7%	263
Roanoke Area	23	80.5%	13.1%	6.4%	374
Lynchburg Area	24	85.9%	8.0%	6.2%	503
Staunton Area	25	87.5%	6.9%	5.6%	666
Harrisonburg Area	26	91.6%	2.8%	5.6%	727
Radford Area	27	87.8%	6.9%	5.3%	524
Bristol Area	28	91.3%	3.9%	4.8%	231
Buchanan Area	29	85.2%	6.9%	7.9%	277
Lee Area	30	80.5%	14.4%	5.1%	292
Prince William Area	31	87.6%	7.7%	4.6%	259

**Preliminary
FY2019
Sorted By Concurrence**



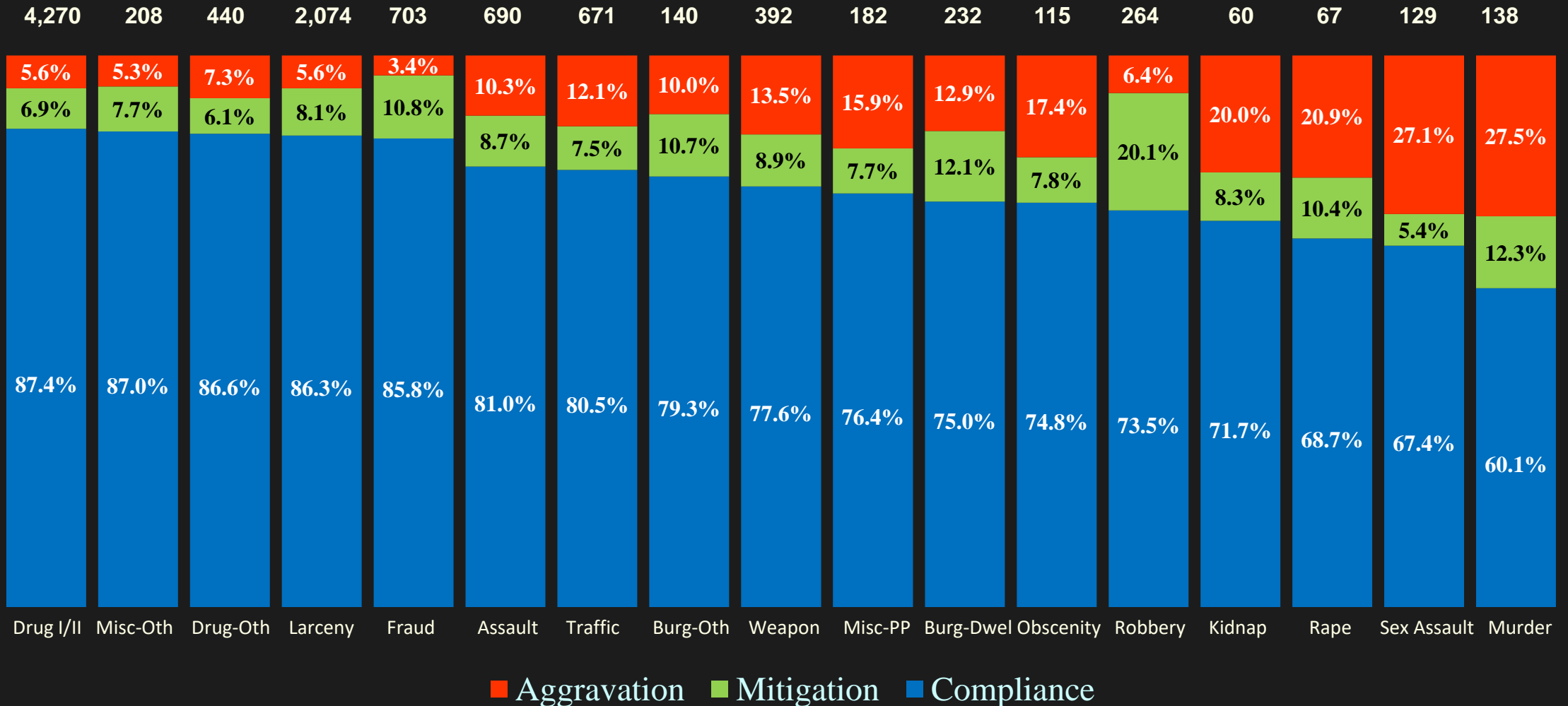
Circuit Name	Circuit	Concurrence	Mitigation	Aggravation	No. of Cases
Harrisonburg Area	26	91.6%	2.8%	5.6%	727
Bristol Area	28	91.3%	3.9%	4.8%	231
Newport News	7	88.6%	6.4%	5.0%	220
Loudoun Area	20	88.3%	4.2%	7.5%	265
Radford Area	27	87.8%	6.9%	5.3%	524
Prince William Area	31	87.6%	7.7%	4.6%	259
Staunton Area	25	87.5%	6.9%	5.6%	666
Virginia Beach	2	87.0%	5.5%	7.5%	598
Petersburg Area	11	86.7%	10.8%	2.5%	120
Norfolk	4	85.9%	10.2%	4.0%	403
Lynchburg Area	24	85.9%	8.0%	6.2%	503
Chesterfield Area	12	85.3%	5.7%	9.0%	477
Buchanan Area	29	85.2%	6.9%	7.9%	277
Sussex Area	6	85.0%	7.8%	7.3%	206
Chesapeake	1	83.9%	5.6%	10.5%	286
Williamsburg Area	9	83.8%	6.1%	10.1%	327
Hampton	8	82.8%	10.2%	7.0%	157
Martinsville Area	21	82.5%	11.4%	6.0%	166
Suffolk Area	5	81.9%	7.1%	10.9%	238
Fairfax	19	81.9%	11.2%	6.9%	525
Fredericksburg Area	15	81.8%	7.1%	11.1%	840
Henrico	14	81.6%	6.0%	12.4%	517
Danville Area	22	81.4%	9.9%	8.7%	263
Portsmouth	3	81.3%	12.3%	6.5%	155
Roanoke Area	23	80.5%	13.1%	6.4%	374
Lee Area	30	80.5%	14.4%	5.1%	292
Charlottesville Area	16	79.7%	10.5%	9.8%	399
South Boston Area	10	78.6%	7.4%	13.9%	309
Alexandria	18	68.4%	10.5%	21.1%	38
Richmond City	13	67.6%	22.8%	9.6%	386
Arlington Area	17	61.1%	27.8%	11.1%	18

Preliminary FY2019 Report: Compliance by Offense Type



Preliminary FY2019 Report

Concurrence by Type of Offense



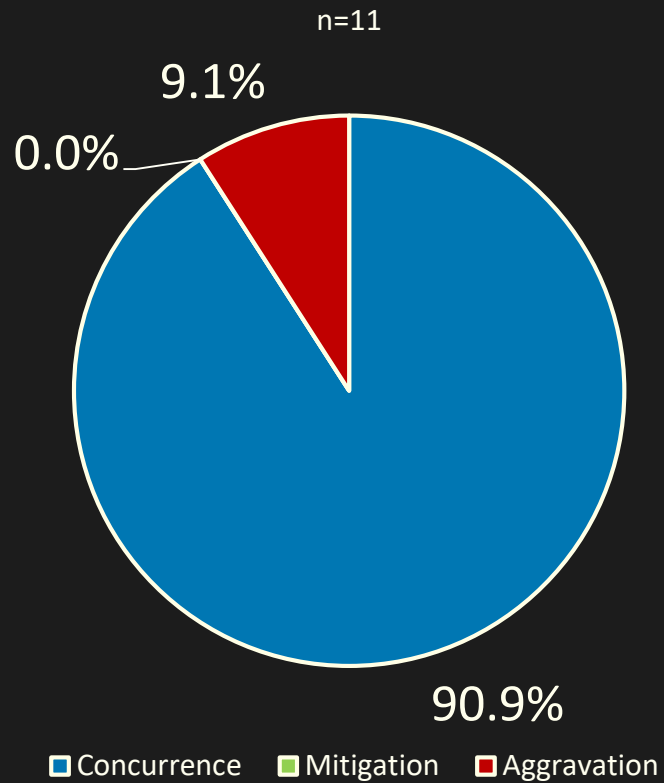
**Preliminary FY2019 Report:
Concurrence for New Offenses
Modified July 1, 2018**



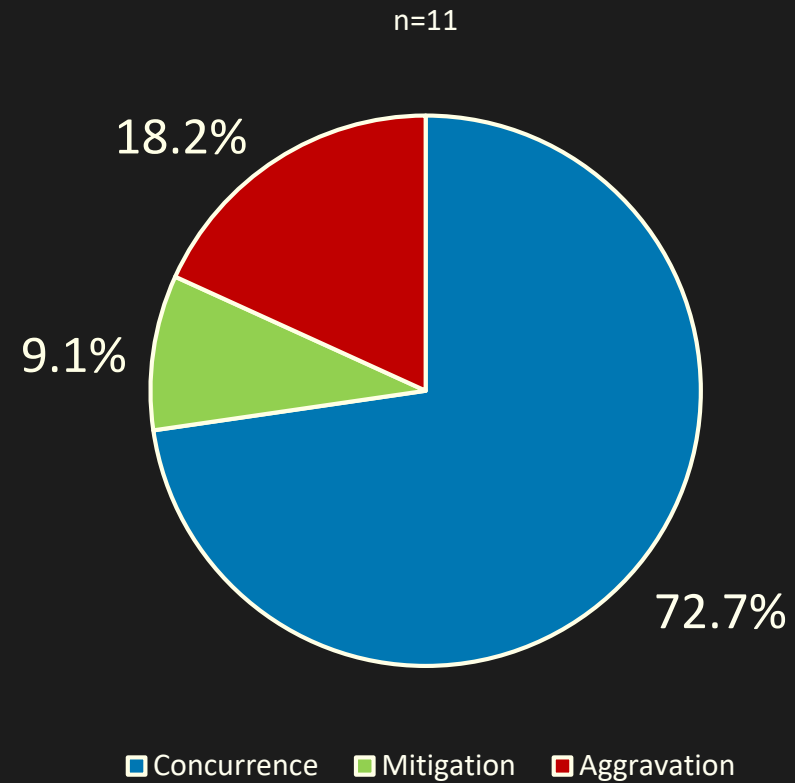
Preliminary FY2019

New or Revised Guidelines Offenses Effective July 1, 2018 & After

Unlawful Discharge of Firearm in/at Dwelling § 18.2-279



Malicious Discharge of Firearm in/at Dwelling § 18.2-279



Preliminary FY2019

New or Revised Guidelines Offenses Effective July 1, 2018 & After

Provide Cell Phone to Inmate
§ 18.2-431.1



N=0

Possession of Cell Phone by Inmate
§ 18.2-431.1



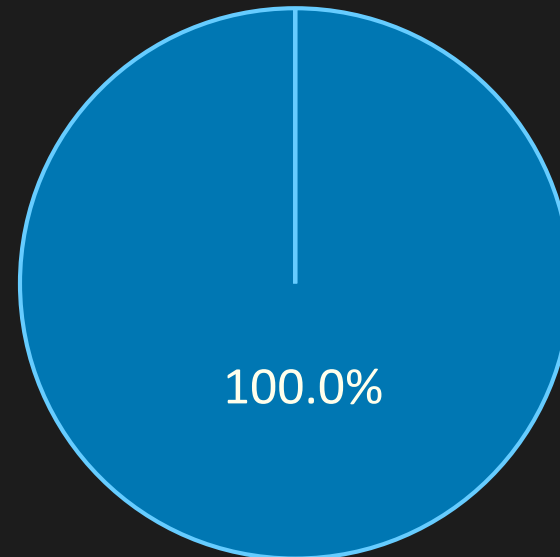
N=0

Preliminary FY2019

New or Revised Guidelines Offenses Effective July 1, 2018 & After

Abduction with Intent to Defile - § 18.2-48

n=4



■ Concurrency ■ Mitigation ■ Aggravation

